



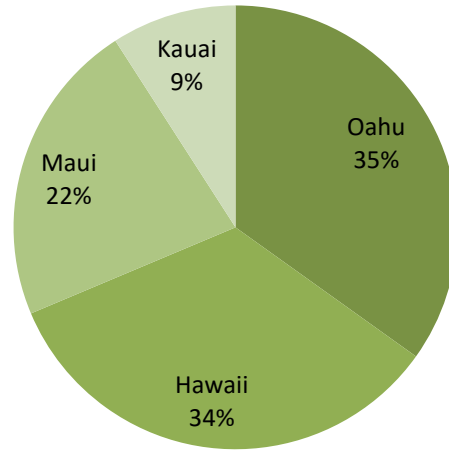
STATE OF HAWAII
DEPARTMENT OF HEALTH
 4348 Waiālae Avenue, #648
 Honolulu, Hawaii 96816



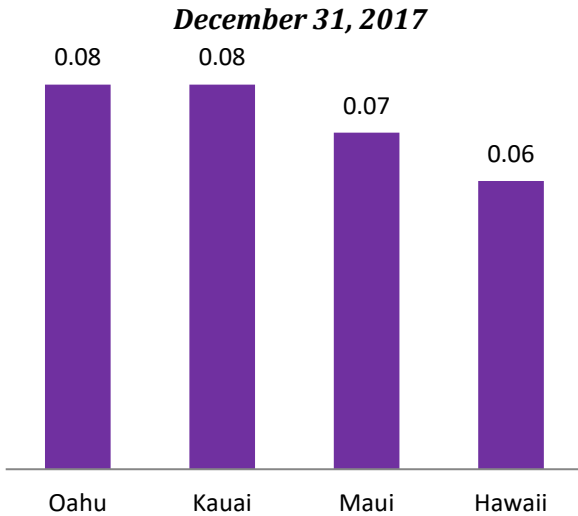
Medical Cannabis (329) Registry Program
 The following data is valid for December 31, 2017

Patient & Caregiver Distribution by County <i>December 31, 2017</i>		
County	Patient	Caregiver
Oahu	6,927	548
Hawaii	6,707	434
Maui	4,416	293
Kauai	1,808	145
Total	19,858*	1,420

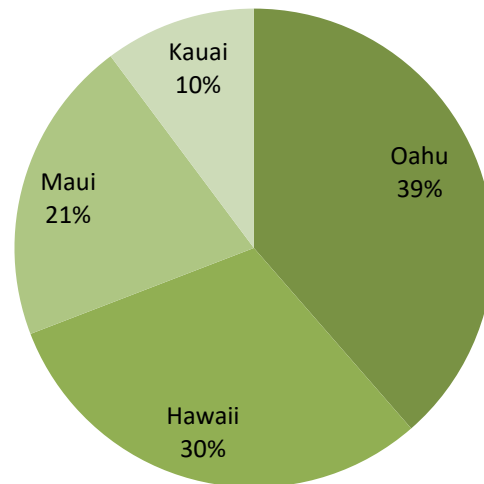
Number of Patients as % of Total
December 31, 2017



Number of Caregivers as % of County Patients
December 31, 2017

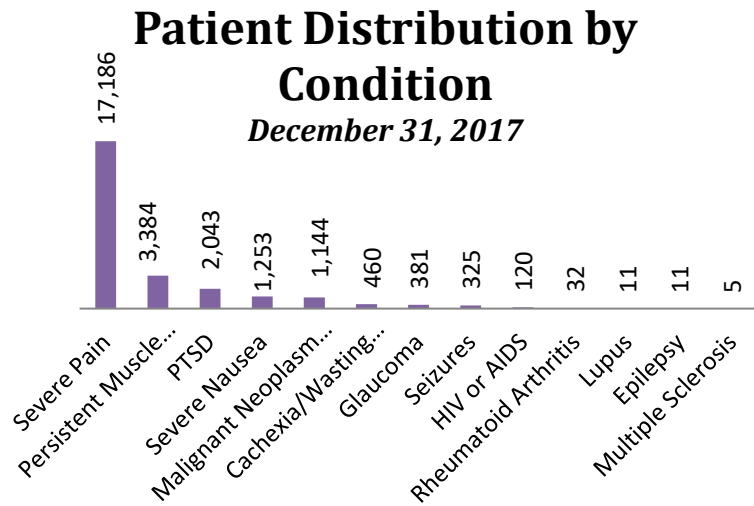


Number of Caregivers as % of Total Caregivers
December 31, 2017



*120 different physicians and 13 APRNs certified the 19,858 patients that were valid on December 31, 2017

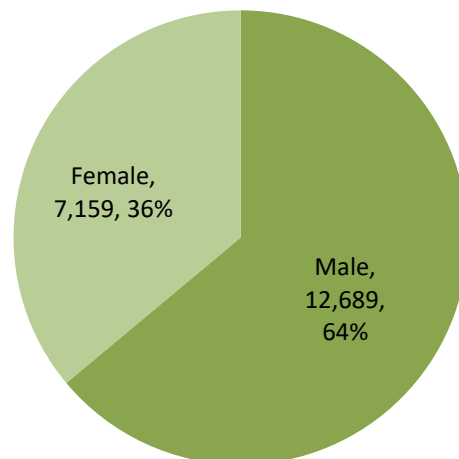
Patient Distribution by Condition		
Condition Name	Patient Count	%
Severe Pain	17,186	65%
Persistent Muscle Spasms	3,384	13%
PTSD	2,043	8%
Severe Nausea	1,253	5%
Malignant Neoplasm (Cancer)	1,144	4%
Cachexia/Wasting Syndrome	460	2%
Glaucoma	381	1%
Seizures	325	1%
HIV or AIDS	120	0.46%
Arthritis	32	0.12%
Lupus	11	0.04%
Epilepsy	11	0.04%
Multiple Sclerosis	5	0.02%
	26,355	**



Patient Distribution by Gender		
Gender	Gender Count	%
Male	12,689	63.90%
Female	7,159	36.05%
M to F	6	0.03%
F To M	4	0.02%
	19,858	

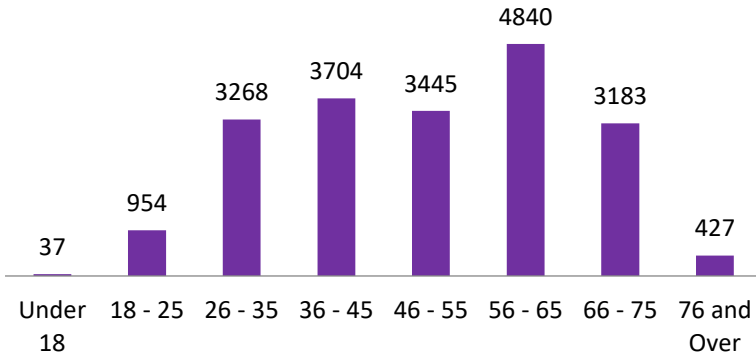
Patient Distribution by Gender

December 31, 2017



**Patients may be diagnosed with more than one condition.

Patient Distribution by Age December 31, 2017



Patient Distribution by Age December 31, 2017		
Age Range	Patient Count	%
Under 18	37	0.2%
18 - 25	954	4.8%
26 - 35	3,268	16.5%
36 - 45	3,704	18.7%
46 - 55	3,445	17.4%
56 - 65	4,840	24.4%
66 - 75	3,183	16.0%
76 +	427	2.2%
Total	19,858	

Increase in Program Participants Inception to Date

Prior to August 31, 2015 there was no mechanism in place to count valid patients in the system
January 2015 - 11,402 valid patients

